

NETAJI NAGAR DAY COLLEGE

Annual Report for Pass Percentage 2023-24

Comprehensive Report on Pass Percentage at Netaji Nagar Day College

1. Introduction

The academic performance of students at Netaji Nagar Day College (NNDC) for the academic year 2023-24 has been analyzed based on the pass percentage across various undergraduate (UG) and postgraduate (PG) programs. The institution follows a structured curriculum prescribed by its affiliated university, aiming to provide quality education and skill development to students. This report provides an in-depth evaluation of student success rates, highlighting strengths and areas for improvement across different disciplines.

2. Overall Pass Percentage

A total of **686 students** appeared in the final-year examinations across different programs. Among them, **217 students successfully passed**, resulting in an overall **pass percentage of 31.63%**.

Comparison with Different Categories:

| Category | Total Students Appeared | Total Students Passed | Pass Percentage |
|--------------------------|-------------------------|-----------------------|-----------------|
| Undergraduate (UG) Total | 621 | 206 | 33.17% |
| Postgraduate (PG) Total | 65 | 11 | 16.92% |
| Overall Total (UG + PG) | 686 | 217 | 31.63% |

The UG pass percentage (33.17%) is relatively better compared to PG (16.92%), suggesting that additional support mechanisms may be needed at the postgraduate level to enhance academic success.

3. Performance Analysis by Discipline

The pass percentage varies significantly across disciplines, reflecting different academic trends. The discipline-wise breakdown is as follows:

| Discipline | Total Students Appeared | Total Students Passed | Pass Percentage |
|-----------------------------------|-------------------------|-----------------------|-----------------|
| Arts (Honours + General) | 312 | 101 | 32.37% |
| Commerce (Honours + General + PG) | 278 | 72 | 25.90% |
| Science (Honours + General) | 96 | 44 | 45.83% |

Key Observations:

- **Science Stream Students Performed the Best:** With a **pass percentage of 45.83%**, science students showed the highest success rate, indicating strong academic performance.
- **Commerce Stream Has the Lowest Pass Percentage:** At **25.90%**, commerce students had a relatively lower success rate, particularly in the postgraduate MCom program.
- **Arts Performance Needs Improvement:** The **32.37% pass rate** for arts programs suggests moderate performance, but there is room for improvement through enhanced academic support.

4. Program-Wise Pass Percentage Analysis

A. Arts Stream

| Programme Name | Total Appeared | Total Passed | Pass Percentage |
|----------------|----------------|--------------|-----------------|
| BA Honours | 155 | 63 | 40.65% |
| BA General | 157 | 38 | 24.20% |

- **BA Honours performed better (40.65%),** showing stronger student engagement and academic success.
- **BA General had the lowest pass percentage (24.20%),** indicating potential challenges such as lack of academic preparedness or external commitments affecting student performance.

B. Commerce Stream

| Programme Name | Total Appeared | Total Passed | Pass Percentage |
|----------------------------|-----------------------|---------------------|------------------------|
| BCom Honours | 106 | 28 | 26.42% |
| BCom General | 107 | 33 | 30.84% |
| MCom (Postgraduate) | 65 | 11 | 16.92% |

- **BCom General students performed slightly better (30.84%)** than Honours students (26.42%), but both need academic reinforcement.
- **MCom recorded the lowest pass rate (16.92%)**, signaling the need for specialized academic support and mentorship at the PG level.

C. Science Stream

| Programme Name | Total Appeared | Total Passed | Pass Percentage |
|-----------------------|-----------------------|---------------------|------------------------|
| BSc Honours | 91 | 40 | 43.96% |
| BSc General | 5 | 4 | 80.00% |

- **BSc Honours had a commendable success rate (43.96%)**, reinforcing the strong academic foundation in the science stream.
- **BSc General achieved the highest pass rate (80.00%)**, likely due to a smaller number of students and focused academic support.

5. Insights and Recommendations

A. Strengths Observed

- **Science Programs Excel:** The highest pass percentage in the science stream (45.83%) indicates strong student preparation and effective faculty guidance.
- **Higher Pass Rate in UG Compared to PG:** UG programs show a better success rate, highlighting the effectiveness of undergraduate teaching strategies.
- **Focused Student Support in Science General Courses:** The **80.00% pass rate** in BSc General suggests that targeted academic interventions yield positive results.

B. Areas for Improvement

Low Pass Rate in PG Programs: The **MCom program (16.92%)** shows the lowest success rate, indicating a need for enhanced teaching strategies, study resources, and mentorship programs for postgraduate students.

Commerce Stream Needs Strengthening: At **25.90%**, commerce programs require academic interventions such as additional tutorial sessions, structured peer mentoring, and practical skill-based learning.

BA General Has a Low Pass Rate (24.20%): The significant gap in the arts stream suggests a need for academic support, career guidance, and remedial classes.

C. Suggested Academic Interventions

Strengthen Postgraduate Support: Introduce structured mentorship, peer-assisted learning, and additional faculty consultations for PG students.

Enhance Teaching Methods: Implement blended learning techniques such as flipped classrooms, problem-solving sessions, and industry-oriented projects.

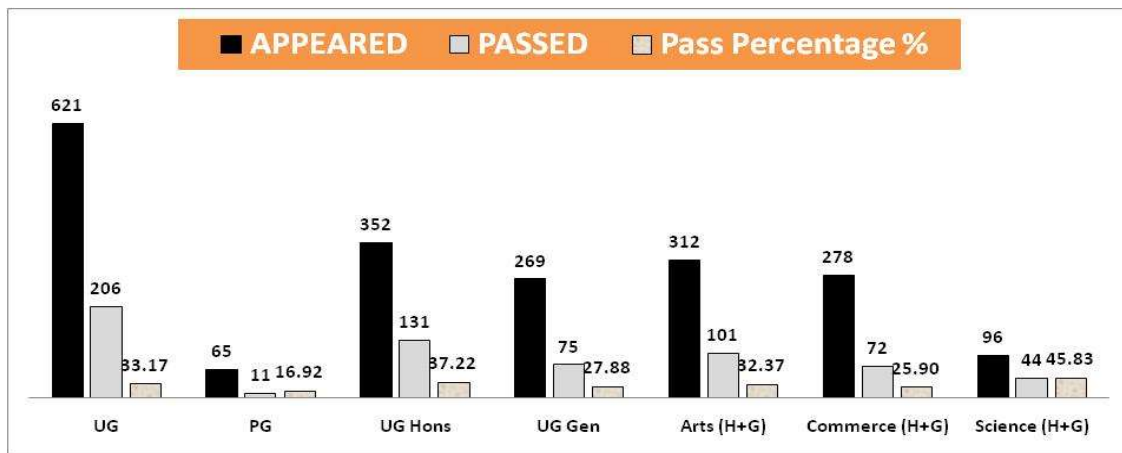
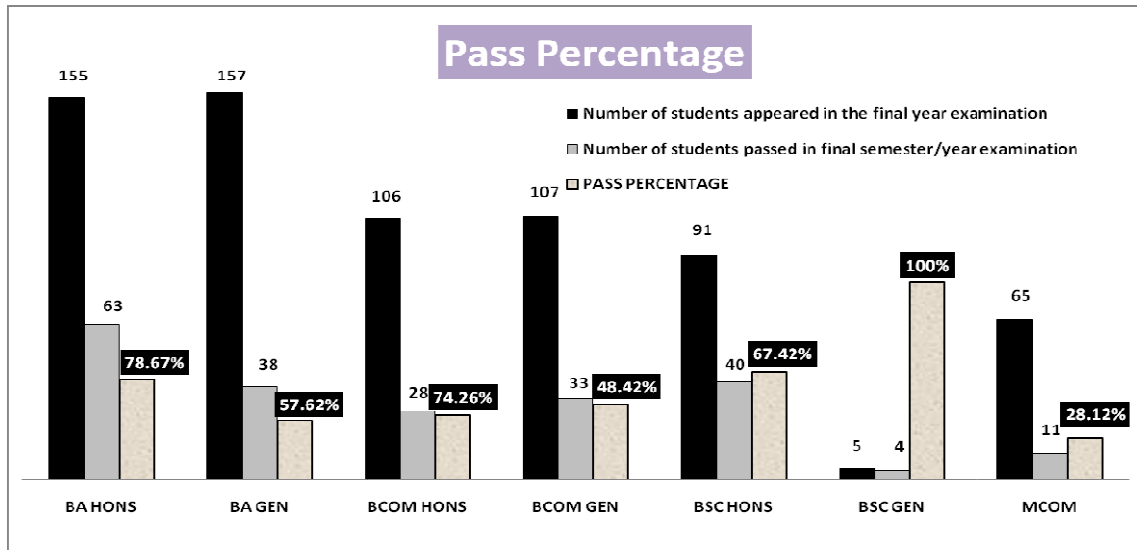
Provide Academic Counseling: Career guidance and personalized academic support should be offered to students struggling in specific courses.

Conduct More Practice-Based Assessments: To boost commerce and arts students' performance, introduce case studies, internships, and real-world application-based projects.

Encourage Research and Skill Development: Students should be encouraged to participate in research activities, academic competitions, and skill enhancement programs.


6. Conclusion

The **pass percentage analysis of NNDC for 2023-24** reveals key academic strengths and areas requiring improvement. While the **science stream has performed exceptionally well (45.83%)**, the **commerce and PG programs need significant academic support** to improve student outcomes. The institution must focus on targeted interventions such as mentorship programs, skill-based learning, and academic counseling to enhance overall performance.



Course wise pass percentage comparison:

| COURSE | APPEARED | PASSED | % |
|----------------|----------|--------|-------|
| UG | 621 | 206 | 33.17 |
| PG | 65 | 11 | 16.92 |
| UG Hons | 352 | 131 | 37.22 |
| UG Gen | 269 | 75 | 27.88 |
| Arts (H+G) | 312 | 101 | 32.37 |
| Commerce (H+G) | 278 | 72 | 25.90 |
| Science (H+G) | 96 | 44 | 45.83 |


(Dr. Sonali Banerjee Jash)
 Principal
 Netaji Nagar Day College
 Principal
 Netaji Nagar Day College
 Kolkata - 700 092